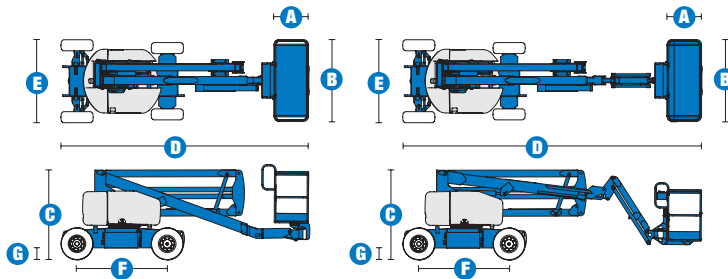


Specifications



MODELS	Z™-45/25 DC & Bi		Z™-45/25J DC & Bi	
MEASUREMENTS	Metric	US	Metric	US
Working height max*	15.87 m	51 ft 6 in	15.92 m	51 ft 8 in
Platform height max	13.87 m	45 ft 6 in	13.92 m	45 ft 8 in
Horizontal reach max	7.62 m	25 ft	7.65 m	25 ft 1 in
Up-and-over clearance - at platform	7.06 m	23 ft 2 in	7.29 m	23 ft 11 in
Up-and-over clearance - at primary arm	7.06 m	23 ft 2 in	7 m	22 ft 11 in
A Platform length	76 cm	2 ft 6 in	76 cm	2 ft 6 in
B Platform width	1.83 m	6 ft	1.83 m	6 ft
C Height - stowed	2 m	6 ft 7 in	2 m	6 ft 7 in
D Length - stowed	5.56 m	18 ft 3 in	6.7 m	22 ft
E Width	1.79 m	5 ft 10.5 in	1.79 m	5 ft 10.5 in
F Wheelbase	21.03 m	6 ft 8 in	2.03 m	6 ft 8 in
G Ground clearance - centre	24 cm	9.5 in	24 cm	9.5 in

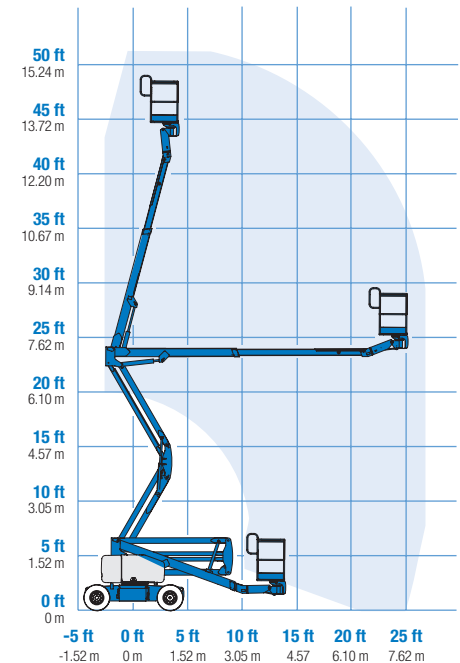
PRODUCTIVITY				
Lift capacity	227 kg	500 lbs	227 kg	500 lbs
Platform rotation	180°	180°	160°	160°
Turntable rotation	355° non-continuous		355° non-continuous	
Turntable tailswing	zero	zero	zero	zero
Drive speed - stowed DC	4.8 km/h	3.0 mph	4.8 km/h	3.0 mph
Drive speed - stowed Bi-Energy	5.6 km/h	3.5 mph	5.6 km/h	3.5 mph
Drive speed - raised **	1.1 km/h	0.68 mph	1.1 km/h	0.68 mph
Gradeability - stowed***	30%	30%	30%	30%
Turning radius - inside	1.83 m	6 ft	1.83 m	6 ft
Turning radius - outside	4.26 m	14 ft	4.26 m	14 ft
Controls	24 V DC proportional		24 V DC proportional	
Tyres	22.9 x 36.8 cm	9 x 14.5 in	22.9 x 36.8 cm	9 X 14.5 in

POWER				
Power source - DC	48 V DC (eight 6 V batteries, 350 Ah capacity)			
Power source - Bi-Energy	48 V DC (eight 6 V batteries, 350 Ah capacity) with Kubota 12 hp (8.9 kW) diesel driven alternator			
Auxiliary power unit	24 V DC	24 V DC	24 V DC	24 V DC
Hydraulic tank capacity	30.3 L	8 gal	30.3 L	8 gal
Fuel tank capacity	34.1 L	9 gal	34.1 L	9 gal

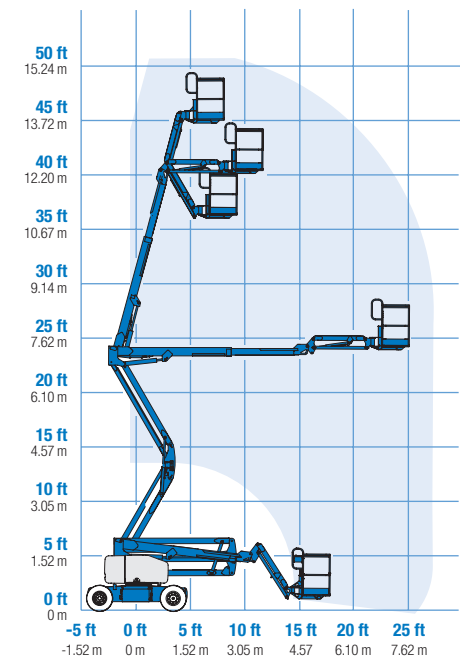
WEIGHT****				
DC	6,777 kg	14,940 lbs	6,867 kg	15,140
Bi-energy	7,303 kg	16,100 lbs	7,394 kg	16,300

STANDARDS COMPLIANCE	CE EN280, PB-10-611-03
----------------------	------------------------

RANGE OF MOTION Z™-45/25



RANGE OF MOTION Z™-45/25J



* The metric equivalent of working height adds 2 m to platform height. U.S. adds 6 ft to platform height.

** In lift mode (platform raised), the machine is designed to operate on firm, level surfaces only.

*** Gradeability applies to driving on slopes. See operator's manual for details regarding slope ratings.

**** Weight will vary depending on options and/or country standards.

Features

EASILY CONFIGURED TO MEET YOUR NEEDS

PLATFORM OPTIONS

- Steel 1.83 m (6 ft) (standard)
- Steel 1.22 m or 1.52 m (4 ft or 5 ft)

JIB OPTIONS

- Non-jib
- Articulating 1.52 m (5 ft) jib boom

POWER

- 48 V DC (eight 6 V 350 Ah batteries)

BATTERY CHARGING OPTIONS

- 25 Amp 48 V onboard charger
- Onboard alternator powered by Kubota diesel 8.9 kW (12 hp) engine

DRIVE

- 2WD

TYRE OPTIONS

- Industrial foam-filled (standard)
- Industrial non-marking foam-filled

STANDARD FEATURES

MEASUREMENTS

Z™-45/25

- 15.87 m (51 ft 6 in) working height
- 7.62 m (25 ft) horizontal reach
- 7.06 m (23 ft 2 in) up-and-over clearance
- Up to 227 kg (500 lb) lift capacity

Z™-45/25J


- 15.92 m (51 ft 8 in) working height
- 7.65 m (25 ft 1 in) horizontal reach
- 7.0 m (22 ft 11 in) up-and-over clearance
- Up to 227 kg (500 lb) lift capacity

PRODUCTIVITY

- Self-leveling platform
- Hydraulic platform rotation
- Fully proportional controls
- Drive enable
- AC power to platform
- Horn
- Hour meter
- Tilt alarm
- 355° non-continuous turntable rotation
- Certified load sensor

POWER

- 48 V DC deep cycle battery pack
- 24 V DC auxiliary power



OPTIONS & ACCESSORIES

PRODUCTIVITY

- Platform swing gate
- Half-mesh platform inserts with swing gate
- Platform top auxiliary rail
- Air line to platform
- Standard aircraft protection package
- Deluxe aircraft protection package
- Tool tray
- Fluorescent tube caddy
- Pipe cradle (pair)
- Alarm package
- Platform works lights
- Front driving lights
- Lockable platform control box covers
- Tow package

POWER

- Battery charge indicator (BCI)
- Low voltage interrupt with BCI
- Cold start package (Bi-Energy only)

European Offices

UK

The Maltings
Wharf Road
Grantham NG31 6BH
UK
Tel: +44 (0)1476 584333
Fax: +44 (0)1476 584334

France

10, ZA de la Croix St. Mathieu
28320 Gallardon
France
Tel: +33 (0)2 37 26 09 99
Fax: +33 (0)2 37 26 09 98

Germany

Finienweg 3
28832 Achim/Bremen
Germany
Tel: +49 (0)4202 8852-0
Fax: +49 (0)4202 8852-20

Spain

Gaià 31, Pol. Ind. Plà d'en Coll
08110 Montcada i Reixac
Barcelona
Spain
Tel: +34 93 572 50 90
Fax: +34 93 572 50 91

Scandinavia

Tagenevägen 72
425 37 Hisings Kärra
Sweden
Tel: +46 31 57 51 00
Fax: +46 31 57 90 20

Genie United States

18340 NE 76th Street
P.O. Box 97030
Redmond, Washington 98073-9730
USA
Tel: +1 425 881-1800
Fax: +1 425 883-3475

WEB: www.genieindustries.com
Email: infoeurope@genieind.com

Distributed By:

For further information, please contact your local distributor or the Genie Industries sales office listed. Product specifications are subject to change without notice or obligation. The photographs and drawings in this brochure are for illustrative purposes only. Refer to the appropriate Operator's Manual for instructions on the proper use of this equipment. Failure to follow the appropriate Operator's Manual when using our equipment or to otherwise act irresponsibly may result in serious injury or death. Prices and specifications subject to change without notice. The only warranty applicable is the standard written warranty applicable to the particular product and sale. Genie makes no other warranty, expressed or implied. Products and services listed may be trademarks, service marks or trade-names of TEREX Corporation and/or its subsidiaries in the USA and other countries and all rights are reserved. Copyright © 2006 Genie Industries, Inc. "Genie" is a Registered Trademark of Genie Industries, Inc. in the USA and many other countries. Genie is a TEREX Company.