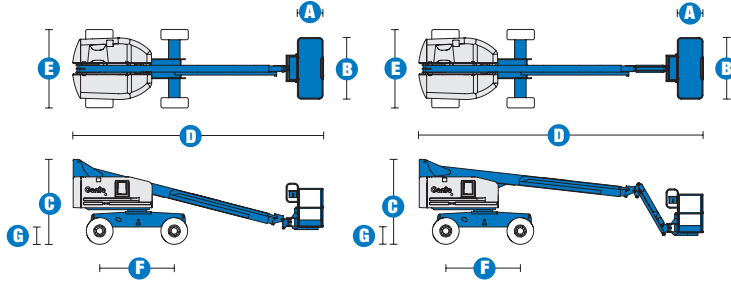


Specifications



MODELS	S™-40		S™-45	
MEASUREMENTS	Metric	US	Metric	US
Working height maximum*	14.20 m	46 ft	15.72 m	51 ft
Platform height maximum	12.20 m	40 ft	13.72 m	45 ft
Horizontal reach maximum	9.65 m	31 ft 8 in	11.18 m	36 ft 8 in
Below ground reach	97 cm	3 ft 2 in	1.5 m	4 ft 11 in
A Platform length - 6 ft model	76 cm	2 ft 6 in	76 cm	2 ft 6 in
Platform length - 8 ft model	91 cm	3 ft	91 cm	3 ft
B Platform width - 6 ft model	1.83 m	6 ft	1.83 m	6 ft
Platform width - 8 ft model	2.44 m	8 ft	2.44 m	8 ft
C Height - stowed	2.49 m	8 ft 2 in	2.49 m	8 ft 2 in
D Length - stowed	7.39 m	24 ft 3 in	8.48 m	27 ft 10 in
- transport (jib tucked under)			6.80 m	22 ft 4 in
E Width (with standard tyres)	2.30 m	7 ft 6 in	2.30 m	7 ft 6 in
F Wheelbase	2.20 m	7 ft 3 in	2.20 m	7 ft 3 in
G Ground clearance - centre	32 cm	1 ft 0.5 in	32 cm	1 ft 0.5 in

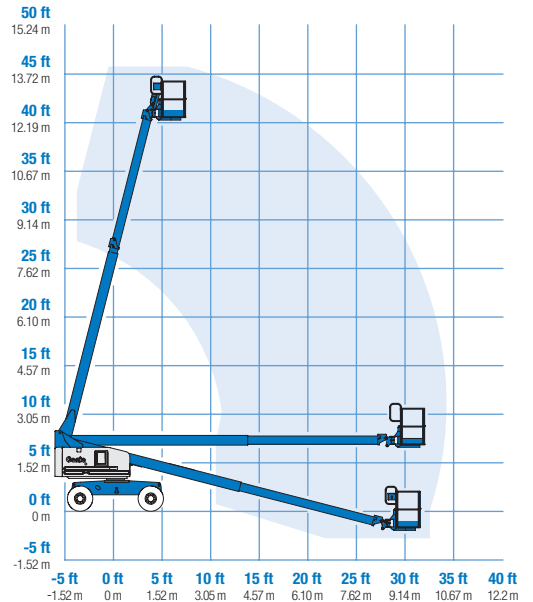
PRODUCTIVITY				
Lift capacity	227 kg	500 lbs	227 kg	500 lbs
Platform rotation	160°	160°	160°	160°
Turntable rotation	360° continuous		360° continuous	
Turntable tailswing	86 cm	2 ft 10 in	86 cm	2 ft 10 in
Drive speed - stowed	7.7 km/h	4.8 mph	7.7 km/h	4.8 mph
Drive speed - raised or extended	1.1 km/h	0.68 mph	1.1 km/h	0.68 mph
Gradeability - 2WD - stowed**	30%	30%	30%	30%
Gradeability - 4WD - stowed**	40%	40%	40%	40%
Turning radius - inside	2 m	6 ft 8 in	2 m	6 ft 8 in
Turning radius - outside	15 ft 8 in	4.78 m	15 ft 8 in	4.78 m
Controls	12 V DC proportional		12 V DC proportional	
Tyres - RT lug	12-16.5 NHS		12-16.5 NHS	
Tyres - ribbed (2WD front)	12.5 L - 16 SL		12.5 L - 16 SL	

POWER				
Power source	Deutz F3L-2011 3 cylinder diesel 48 hp (35.8 kW)			
Auxiliary power unit	12 V DC	12 V DC	12 V DC	12 V DC
Hydraulic tank capacity	45 gal	170 L	45 gal	170 L
Fuel tank capacity	20 gal	76 L	20 gal	76 L

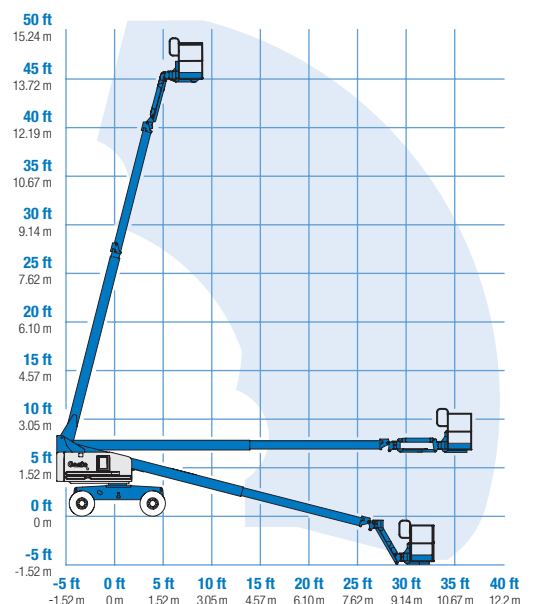
WEIGHT***				
	11,650 lbs	5,284 kg	14,790 lbs	6,709 kg

STANDARDS COMPLIANCE	CE EN280, PB-10-611-03
----------------------	------------------------

RANGE OF MOTION S™-40



RANGE OF MOTION S™-45



* The metric equivalent of working height adds 2 m to platform height. U.S. adds 6 ft to platform height.

** Gradeability applies to driving on slopes. See operator's manual for details regarding slope ratings.

*** Weight will vary depending on options and/or country standards.

Features

EASILY CONFIGURED TO MEET YOUR NEEDS

PLATFORM OPTIONS

- Steel 1.83 m (6 ft) (standard)
- Steel 2.44 m (8 ft)
- Steel 1.83 m or 2.44 m (6 ft or 8 ft) tri-entry

JIB OPTIONS

- Non-jib
- 1.52 m (5 ft) jib boom

DRIVE OPTIONS

- 2WD
- 4WD

AXLE OPTIONS

- Oscillating
- Non-oscillating

TYRE OPTIONS

- Rough terrain air-filled (standard)
- Rough terrain foam-filled
- Rough terrain non-marking air or foam-filled
- Extra wide foam-filled tyres

STANDARD FEATURES

MEASUREMENTS

S™-40

- 14.20 m (46 ft) working height
- 9.65 m (31 ft 8 in) horizontal reach
- Up to 227 kg (500 lbs) lift capacity

S™-45

- 15.72 m (51 ft) working height
- 11.18 m (36 ft 8 in) horizontal reach
- Up to 227 kg (500 lbs) lift capacity

PRODUCTIVITY

- Self-levelling platform
- Hydraulic platform rotation
- Fully proportional Hall effect joystick controls
- Drive enable
- AC power to platform
- Tilt alarm
- Horn
- Hour meter
- 360° continuous turntable rotation
- Locking, low profile turntable covers
- Positive traction drive
- Two speed wheel motors
- Certified load sensor

STANDARD FEATURES cont

POWER

- All engines are emissions compliant
- 12 V DC auxiliary power
- Anti-restart engine protection
- Auto engine fault shutdown
- Deutz intake air heater
- Swing out engine tray



OPTIONS & ACCESSORIES

PRODUCTIVITY

- Platform swing gate
- Half-mesh platform inserts with swing gate
- Platform top auxiliary rail
- Air line to platform
- Hydraulic oil cooler
- Arctic hydraulic oil
- Arctic hoses (boom hoses only)
- Basic hostile environment kit
- Deluxe hostile environment kit
- Deluxe aircraft protection package
- Thumb rocker steer
- Tool tray
- Fluorescent tube caddy
- Pipe cradle (pair)
- Alarm package
- Panel cradle package
- Platform work lights
- Front driving lights
- Lockable platform control box covers
- Tow package
- Loegering steel track, factory installed
- Loegering soft track, factory installed

POWER

- Engine gauge package
- AC Generator Packages (2500 or 3000 watts)
- Cold Start Packages
- Diesel scrubber/spark arrestor muffler
- Diesel spark arrestor muffler

European Offices

UK

The Maltings
Wharf Road
Grantham NG31 6BH
UK
Tel: +44 (0)1476 584333
Fax: +44 (0)1476 584334

France

10, ZA de la Croix St. Mathieu
28320 Gallardon
France
Tel: +33 (0)2 37 26 09 99
Fax: +33 (0)2 37 26 09 98

Germany

Finienweg 3
28832 Achim/Bremen
Germany
Tel: +49 (0)4202 8852-0
Fax: +49 (0)4202 8852-25

Spain

Gaià 31, Pol. Ind. Pla d'en Coll
08110 Montcada i Reixac
Barcelona
Spain
Tel: +34 93 572 50 90
Fax: +34 93 572 50 91

Scandinavia

Tagenevägen 72
425 37 Hisings Kärra
Sweden
Tel: +46 31 57 51 00
Fax: +46 31 57 90 20

Genie United States

18340 NE 76th Street
P.O. Box 97030
Redmond, Washington 98073-9730
USA
Tel: +1 425 881-1800
Fax: +1 425 883-3475

WEB: www.genieindustries.com
Email: infoeurope@genieind.com

Distributed By: